

NOTES

My Library Card Number: _____


My PIN: _____

Welcome! YOUR eLibrary

Digital books, magazines, music and more for
your device!

Learn something new with an online class and
checkout quality research articles.

Free with your library card and available 24/7!



If you need more assistance please call the library at
412-486-0211

We offer one-on-one appointments through our Book-a-Librarian
program. Thank you for your support!



Shaler North Hills Library
1822 Mt. Royal Blvd
Glenshaw PA 15116
412-486-0211
www.shalerlibrary.org

INFORMATION
LITERACY



June 2023

Even if we are closed, we can help!

Welcome to the SNHL website!

www.shalerlibrary.org is available 24/7.

Books and so much more!

When you visit our website you can:

- find our hours, holiday closures, and find out what's happening for all ages!
- use the county-wide catalog to manage your account.
- download ebooks, audiobooks, movies, music, and magazines to your device of choice.
- use several databases, available 24/7.
- take online classes at your own speed and convenience.
- join the Friends of SNHL.
- view and register for programs for kids, teens and adults!
- enjoy the convenience of mobile printing.
- donate to SNHL

SNHL is a member of the Allegheny County Library Association. Request items, return items and visit over 46 libraries, plus the Carnegie Library of Pittsburgh and its branches. One FREE library card does it all!

We can't wait to see you!

Getting started with

Hoopla on Your Android or Apple TV

Make sure you're already signed up for a Hoopla account before you begin these steps.

Note: The first time you load the app on your Android TV, you will be asked to go to <https://www.hoopladigital.com/link> and enter the 4-digit code provided. After entering the code, the hoopla app on your Android TV should be synced to your existing hoopla account. At this point, you will be able to browse and borrow Movie and TV titles from the hoopla library as well as browse and borrow from your "favorites" list. Remaining borrows for the month will be shown in the app.

Step 1

Open the Play store (for an Android TV) or the Apple store (for an Apple TV) from your TV's home screen. Go to "search" and type in "Hoopla." Click to install the app.

Step 2

Once the app is installed on your TV, select it from your apps on your home screen.

Step 3

The app opens to the home screen. If you already have an account, click to open the next page.

Step 4

At the top of the next screen a 4-digit code is displayed. On another device (tablet, smart phone, desktop computer), log into the Hoopla website and visit <https://www.hoopladigital.com/link>.

OR Step 5

Access the Settings page of your hoopla app and the section labeled "Link TV Device."
Enter the 4-digit code from your TV screen and in a few seconds you are up and running on the hoopla Android TV app.

For more help, visit shalerlibrary.org

Getting started with Hoopla

Download the app to read, watch or listen on your personal device! Perfect for the whole family!



- Go to your device's app store (Google Play, Apple Store, etc.).
- Search for Hoopla and select the download button.
- Once the app is finished downloading, it will appear on your device's home screen.
- Open the app
- Enter your library card number
- Create an account with an email address and password.

WHAT'S COOL ABOUT HOOPLA?

- * No waiting for your next ebook or eaudiobook!
- * Watch movies and TV shows for adults and kids!
- * Stream exercise videos to your TV!
- * Learn American Sign Language!
- * Read comic books!
- * Watch your favorite BBC shows!
- * Listen to music!

For more help, visit shalerlibrary.org

Getting started with Your Library Account

With a free library card, log in to your account with your library card number and PIN to view what items you have checked out, place holds on items directly from the catalog, view your past searches, track your borrowing history, and more! You have access to over 4 million items from 46+ libraries in Allegheny County.

LOG IN/REGISTER: Log in/register with your library card number and PIN then create a username as an alternate way to log in to your library account.

GET A CARD: Adults can register for a free 30-day ecard to access downloadable and electronic resources. To upgrade to a card with full borrowing privileges, visit any Allegheny County library with proof of ID and current address.

MY LIBRARY DASHBOARD:

My Borrowing: View and renew checked out items; view, pause, cancel or change pick up location for your holds; enable your borrowing history; view your fees.

Suggestions: Submit and view your suggestions.

My Profile: Add a personal description, add your website, add your Twitter, add areas of interest, personalize your rating.

My Collections: Add items you want to, are currently, or have read, listened to or watched to your For Later Shelf, In Progress Shelf, and Completed Shelf.

Lists: Create themed lists and share your recommendations within the library community.

My Settings: View or change your **account information, preferences, privacy, and profile.**

OTHER FEATURES: Explore recent staff picks, recently reviewed books and DVDs, recently rated items; new titles just arrived and on order; awarded books, movies & TV, music; bestsellers. CLP and ACL, Library of Things, eBooks, eAudiobooks, online databases, get the library app and more!

TEXT NOTICES: This service allows you to get notices and renew items using your cell phone. Text **SIGNUP+barcode+PIN** to: **1-833-403-0701.**

Visit <https://acl.bibliocommons.com> to get started!

Getting started with Library Apps

Take the library with you. Available 24/7 for all ages.
Free, with your library card.
Free apps for iOS or android.



Allegheny County Libraries

Introducing the Allegheny County Libraries mobile app! Search the catalog, access your checkout record, holds, and reading history and much more!



Libby

Meet Libby, the Library Reading App. You can borrow thousands of ebooks, eaudiobooks and magazines from your local library, for free on your device.



Hoopla

Stream or download free movies, TV shows, ebooks, eaudiobooks, and comicbooks on your hand-held device or smart TV.



Princh

Print virtually any document or web page from your computer, phone or tablet. Send the print job to our library printer. Same day pick up at the library required.

Getting started with eReaders

You can borrow eBooks from your library and transfer them to compatible eReaders using the free Adobe Digital Editions (ADE) software on your Windows or Mac computer and the libbyapp.com website.

NOTE: If you have a Kindle, please use the “Getting started with Kindle eReaders” guide.

Step 1

Connect your eReader to your computer.

Step 2

Install Adobe Digital Editions (ADE) on your computer (get it from adobe.com/products/digital-editions.html).

Step 3

On your computer, go to libbyapp.com, select your library, sign in with your library card and borrow an eBook.

Step 4

From your **Loans** page, select a download format for your borrowed eBook. For the best experience, we recommend to download the **EPUB book**. Downloaded eBooks open in Adobe Digital Editions (ADE). If prompted, authorize your computer with a free Adobe ID (this is required to download protected eBooks).

Step 5

To transfer an eBook to your eReader, drag and drop it from your ADE library into your eReader, which should appear on the left under “Devices.” Once you’ve transferred a library eBook, you can read it on your device just like any other eBook.

For more help, visit shalerlibrary.org

Getting started with Kindle eReaders

You can borrow Kindle Books from your library and deliver them wirelessly to your Kindle eReader.

NOTE: You will need an Amazon account to borrow Kindle ebooks.

Step 1

Use a computer, tablet, or smartphone to open your library's digital collection at libbyapp.com.

Step 2

On the libbyapp website, select your library, sign in with your library card and use the search filters to find and borrow an eBook that's available in the **Kindle Book** format.

Step 3

From your **Loans** page, select the **Kindle Book** format for your borrowed eBook. You'll be taken to Amazon's website to complete your checkout.

Step 4

On Amazon's website, follow the on-screen prompts to "Get library book" and wirelessly deliver it to your selected Kindle eReader. You'll need to sign into (or create) an Amazon account to complete this process.

NOTE: Your Kindle eReader must have a Wi-Fi internet connection to download library Kindle Books from Amazon. If you don't have a Wi-Fi connection, you will need to transfer the Kindle Book to your Kindle eReader via USB.

For more help, visit shalerlibrary.org



Goodreads

Yeah, we like to read! The world's largest social network for readers with an enormous catalog of titles and reviews. Keep a record of books you've read, you're reading and want to read.



Burbio

Easily keep track of everything going on at Shaler North Hills Library, Shaler Township, Shaler Area Schools and other local events all in one calendar.



Mango Mobile-Library Edition

Learn languages anytime, anywhere! Select from over 70 languages!




Kelley Blue Book

Get new and used vehicle pricing and information. Includes mobile homes, Rvs, motorcycles, snowmobiles, and personal watercrafts.



Facebook

Follow us on Facebook! Find out about great programs and events happening at Shaler North Hills Library. Get reading/listening/watching recommendations.



Twitter

Follow us on Twitter! @shalerlibrary Find out about great programs and events happening at Shaler North Hills Library. Get some good reading/listening/watching recommendations.



Instagram

Follow us on Instagram! #shalerlibrary Find out about great programs and events happening at Shaler North Hills Library. Get some good reading/listening/watching recommendations.

Getting started with Library Databases

Quality, subscription-based resources funded by SNHL, Allegheny County and the Commonwealth of PA on your behalf! For more databases available for free with your library card, please visit our website: shalerlibrary.org and click on the **eResources** or **Your Library From Home** tabs at the top. Access to these databases is available from home, except where noted. We are happy to help with these and any of our electronic materials!



This learning database has many online courses that are taught by instructors. Available for free at all county libraries.



Creativebug has more than 1,000 award-winning art & craft video classes taught by design experts and artists. Available for free at all county libraries.



A comprehensive source of information for conducting genealogical and local history research. **For use in library only.**



Get online help from tutors every day from 12 pm-12 am! Live Homework Help offers online tutoring for grades K-12 and college level students in English, Math, Science and Social Studies.

Visit <https://elibrary.einetwork.net> to get started!

Getting started with the Libby App

Libby is the library reading app created by OverDrive. You can use the free Libby app to borrow and enjoy digital titles from your library.

NOTE: The Libby app is available for Android, Chromebook, iOS (iPhone/iPad/iPod touch), Windows 8 and up, and Windows Phone. Libby also has a desktop app for Windows and Mac, which is covered in the "Getting started with Libby on a computer" guide.

Step 1

Install the Libby app from your device's app store.

Step 2

The newly installed app will appear on your home screen. Tap the app to open it. Select your library and sign in with your library card.

Step 3

Search your library's digital collection in the Libby app.

Step 4

Borrow a selected title. The title will download to your device.

Step 5

Borrowed titles will appear on your **Loans** page on your library's digital collection. From here, you can:

- Add titles to your Shelf in the Libby app
- Read or listen to titles right in your browser (without adding them to the app)

For more help, visit help.libbyapp.com

Getting started with Libby on a computer

Use these steps to borrow and enjoy digital titles from your library on your Kindle Fire, Windows or Mac computer.

NOTE: If you're using a Chromebook or Windows 8 and up, you can use the Libby app to borrow and enjoy digital titles from your library. See the "Getting started with the Libby app" guide for more help.

Step 1

Find your library's digital collection on libbyapp.com.

Step 2

Select your library, sign in with your library card and borrow a title. You'll need a valid library card to complete this step.

Step 3

Borrowed titles will appear on your **Loans** page on your library's libbyapp website. From here, you can:

- Read or listen to titles right in your browser
- Download eBooks, then read them using free Adobe Digital Editions software or transfer them to supported eReaders
- Download eaudiobooks, then listen by transferring them to supported MP3 players
- Send Kindle Books (U.S. only) to your Kindle device through the Amazon website. (You'll need to sign into or create an Amazon account to complete this process.)

For more help, visit help.libbyapp.com



Download official legal forms, and customize them to suit your needs. GLF provides forms customized to PA state law drafted by attorneys for particular legal matters.



Discover reliable health information through access to full-text articles of nursing and allied health journals, pamphlets, newsletters, newspapers, encyclopedias, and more.



Contains mutual fund and stock ratings and reports, including detailed analyst reports, from Morningstar Inc.



An online language-learning system teaching actual conversation skills for a wide variety of languages.



The world's largest nonprofit product-testing organization. In addition to product ratings and reviews, users will find in-depth advice, tips and trends written by CR experts.



Auto Repair Source has accurate, authoritative and up-to-date service and repair information for thousands of domestic and imported vehicles.



A free tool that matches job seekers with employers. Find job openings, build your resume, create a personal employment plan, discover transferable skills, and more.

visit <https://elibrary.einetwork.net> to get started!

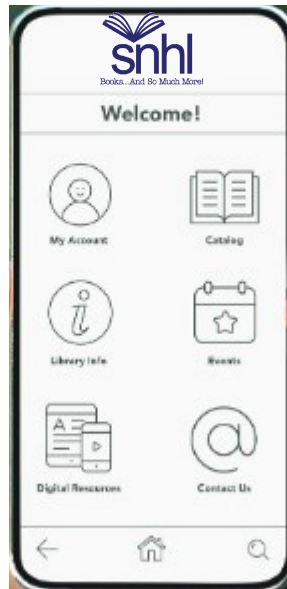
Getting started with Allegheny County Libraries App

The Allegheny County Libraries mobile app provides quick access to core services for patrons of all public libraries in Allegheny County.

Download the mobile app today!



- Access your library account, checkout record, holds and reading history.
- Find convenient links to popular resources, including eBooks, databases and RAD Pass, an online ticket lending system that gives Allegheny County library users ages 18+ access to free or discounted tickets at regional attractions.
- Create a digital library card that can be used when visiting the library in person.
- Link a child's library card within the app, allowing for convenient access to multiple accounts.
- Self-check out items from select libraries.



Once you have downloaded the app, select your home library to see what resources it offers.

For more help, visit shalerlibrary.org

Getting started with Princh - Print with a Touch!

Print virtually any document or web page from your computer, phone or tablet.

Use the Princh App:



1. Search for Princh from your app store and install it.
2. Open your document on your device and select the share icon on the document.
3. Select Print with Princh.
4. Go to the Princh app on your device.

5. Enter the printer ID

B&W (.20/page) printer ID: **104626**

Color (.50/page) printer ID: **104627**

6. Choose settings: number of copies, print range, both sides.

7. Select print preview.

8. Select order confirmation: accept terms and conditions.

9. Select payment method as Pay at the Desk.

10. Enter identifying name (at least 4 characters) for print release.

11. Select send order.

Use a Web Browser

1. Go to <http://www.print.princh.com>

2. Enter printer ID

B&W (.20/page) printer ID: **104626**

Color (.50/page) printer ID: **104627**

3. Select and upload a file

4. Check accept terms and conditions

5. Select payment method as Pay at the Desk

6. Enter identifying name for print release

For more help, visit shalerlibrary.org